

AUSTRALIA'S LEADING MASONRY MANUFACTURER

From making better use of sloped land to simple garden edging, Adbri Masonry has a retaining wall for every application. This selection guide contains information, helpful hints and insights which will help you with your next retaining wall project.

Retaining walls are a key element to any outdoor area, helping set the tone of space through bold feature walls or even by simply framing garden areas. Working seamlessly with Adbri Masonry's brilliant paving solutions, our range of retaining walls are as practical as they are aesthetically inspiring.

Whether it is making better use of precious space or crafting new areas for planting your green creations, Adbri Masonry has the perfect retaining wall solution for your next project.



JASON HODGES *LANDSCAPING EXPERT*

Jason Hodges is Adbri's DIY landscaping expert! Jason has over 20 years experience as a landscaper and more recently, an international award winning landscape designer. Learn from Jason and look out for his hints and tips to help you get the most from your outdoor space.


A stylized, handwritten signature of Jason Hodges in black ink.

Jason Hodges | Landscaping Expert



ADD VALUE TO YOUR HOME THIS WEEKEND

Create a garden wall
with Versawall® blocks



DIY Veggie patch using
Miniwall® blocks



For the full range of my hints, tips and DIY videos scan the
QR code or visit us at adbrimasonry.com.au/diy



Versastone®

Add depth, dimension and enviable aesthetics to your garden with the architecturally inspired shot blast face surface texture of Versastone®.



RECOMMENDED FOR



Garden Steps




Engineered
Wall



Vertical
Walls


AVAILABLE SIZES



Versastone® Standard Unit
12.5 units per m²



Versastone® Corner Unit
Right corner shown



Versastone® Capping Unit
2.5 units per l/m

*Maximum non reinforced height 600mm+Cap (3 courses)
or up to 1200mm with no fines concrete*



Versastone® | Charcoal



For more inspirational imagery
scan the QR code or visit
adbrimasonry.com.au



COLOUR OPTIONS

CHARCOAL



Whilst these swatches provide a good indication of the products colour, you should always sight product samples before use.

Versawall®

The Versawall® system is a unique interlocking retaining wall system perfect for constructing pure vertical DIY walls and planter boxes to 800mm in height or up to 1400mm with engineering and No Fines Concrete.



RECOMMENDED FOR



Garden Steps



Engineered
Wall



Vertical Walls

AVAILABLE SIZES



Versawall® Standard Unit
12.5 units per m²



Versawall® Corner Unit
Right corner shown



Versawall® Cap
3.3 units per l/m

*Maximum non reinforced height 800mm+Cap (4 courses)
or up to 1400mm with no fines concrete*



Versawall® | Charcoal



For more inspirational imagery
scan the QR code or visit
adbrimasonry.com.au



COLOUR OPTIONS

OATMEAL



SUNSTONE



CHARCOAL



Whilst these swatches provide a good indication of the products colour, you should always sight product samples before use. Due to natural variations in aggregates, colours may vary.

Allan Block®

RECOMMENDED FOR



Curved walls



Garden Steps



Engineered
Wall



Vertical Walls

AVAILABLE SIZES



AB Aussie Vertical
11.5 units per m²



AB Vertical
11.5 units per m²



AB Cap Long
4.6 units per l/m



AB Cornerstone Long Vertical
Right corner shown

*AB Aussie - Maximum non reinforced height 600mm+Cap (3 courses)
AB Vertical - Maximum non reinforced height 800mm+Cap (4 courses)*



*For more inspirational imagery
scan the QR code or visit
adbrimasonry.com.au*



COLOUR OPTIONS

BONDI BLEND



OATMEAL



SUNSTONE



BRUSHWOOD



CHARCOAL



Whilst these swatches provide a good indication of the products colour, you should always sight product samples before use. Due to natural variations in aggregates, colours may vary.

Allan Block® | Bondi Blend

Windsor™



RECOMMENDED FOR



Curved walls



Garden Steps



Engineered Wall



Set Back Walls

AVAILABLE SIZES



Windsor™ Block
26 units per m²

Maximum non reinforced height 1040mm+Cap (8 courses)



For more inspirational imagery
scan the QR code or visit
adbrimasonry.com.au



Whilst these swatches provide a good indication of the products colour, you should always sight product samples before use. Due to natural variations in aggregates, colours may vary.

COLOUR OPTIONS

OATMEAL



SUNSTONE



TERRACOTTA



FOSSIL

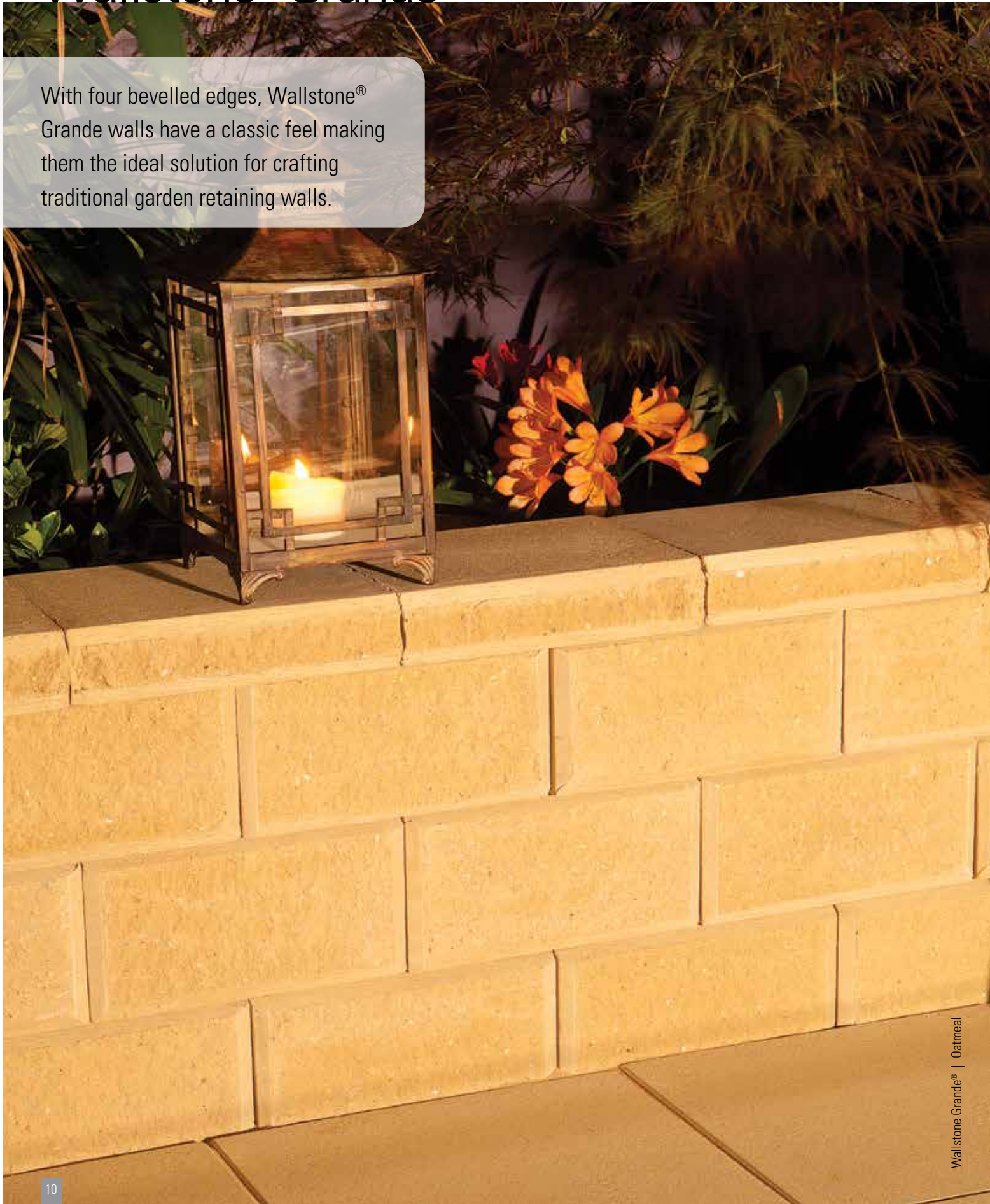


CHARCOAL



Wallstone® Grande

With four bevelled edges, Wallstone® Grande walls have a classic feel making them the ideal solution for crafting traditional garden retaining walls.



RECOMMENDED FOR



Garden Steps



Engineered
Wall



Vertical Walls

AVAILABLE SIZES



Standard Stacking Unit
22.2 units per m²



Wallstone Grande® Cap
3.3 units per l/m



Righthand Corner



Lefthand Corner

Maximum non reinforced height 600mm+Cap (4 courses) [Vertical]



Wallstone® Grande® Bondi Blend



For more inspirational imagery
scan the QR code or visit
adbrimasonry.com.au



Whilst these swatches provide a good indication of the products colour, you should always sight product samples before use. Due to natural variations in aggregates, colours may vary.

COLOUR OPTIONS

BONDI BLEND



OATMEAL



SUNSTONE



BRUSHWOOD



CHARCOAL



Wallstone Urban®



Wallstone Urban® | Sand

RECOMMENDED FOR



Garden Steps



Vertical Walls



Set Back
Walls

AVAILABLE SIZES



Wallstone Urban® Standard Unit
22.2 units per m²



Wallstone Urban® Cap
3.3 units per l/m



Wallstone Urban® Corner Unit RH



Wallstone Urban® Corner Unit LH

Maximum non reinforced height 600mm+Cap (4 courses) [Vertical]
Maximum non reinforced height 750mm+Cap (5 courses) [Setback]




For more inspirational imagery
scan the QR code or visit
adbrimasonry.com.au



COLOUR OPTIONS

Whilst these swatches provide a good indication of the products colour, you should always sight product samples before use. Due to natural variations in aggregates, colours may vary.

WHEAT



CHALK



SAND



EARTH



BASALT



RECOMMENDED FOR



Curved walls



Garden Steps



Engineered
Wall



Set Back
Walls

Meadow Stone



AVAILABLE SIZES



Meadow Stone 150mm Unit*
16.6 pairs per m²



Meadow Stone 250mm Unit*
16.6 pairs per m²

**150mm and 250mm units sold as a pair*



Meadow Stone 400mm Unit
16.6 units per m²



Meadow Stone Cap
3.3 units per l/m

Maximum non reinforced height 750mm+Cap (5 courses)



For more inspirational imagery
scan the QR code or visit
adbrimasonry.com.au



COLOUR OPTIONS

BONDI SAND



BLUE MOUNTAIN



Whilst these swatches provide a good indication of the products colour, you should always sight product samples before use.

RECOMMENDED FOR



Curved walls



Garden Steps



Engineered
Wall



Set Back
Walls

Natural Impressions® Flagstone

AVAILABLE SIZES



Natural Impressions® Flagstone Block
33.3 units per m²



Natural Impressions® Flagstone Cap
3.32 units per l/m

Maximum non reinforced height 800mm+Cap (8 courses)



Natural Impressions® Flagstone | Bluestone



For more inspirational imagery
scan the QR code or visit
adbrimasonry.com.au



COLOUR OPTIONS

BLUESTONE



SANDSTONE



IRONSTONE



Whilst these swatches provide a good indication of the products colour, you should always sight product samples before use.

RECOMMENDED FOR



Curved walls



Garden Steps



Vertical Walls

Miniwall®



Miniwall® | Oatmeal

AVAILABLE SIZES



Miniwall®

Solid Wall 50 units per m²

Semi Solid Wall 44 units per m²



Minicap®

Solid Wall 50 units per m²

Semi Solid Wall 44 units per m²

Maximum non reinforced height 500mm (4 courses)



For more inspirational imagery
scan the QR code or visit
adbrimasonry.com.au



COLOUR OPTIONS

BONDI BLEND



OATMEAL



SUNSTONE



BRUSHWOOD



CHARCOAL



Whilst these swatches provide a good indication of the products colour, you should always sight product samples before use.

Border Stone™



Border Stone™ | Charcoal

RECOMMENDED FOR



Curved walls



Set Back Walls

AVAILABLE SIZES



Border Stone™
4.65 units per l/m

Maximum non reinforced height 300mm (3 courses)



For more inspirational imagery
scan the QR code or visit
adbrimasonry.com.au



COLOUR OPTIONS

OATMEAL



SUNSTONE



TERRACOTTA



CHARCOAL



Whilst these swatches provide a good indication of the products colour, you should always sight product samples before use.

Versaloc®



RECOMMENDED FOR

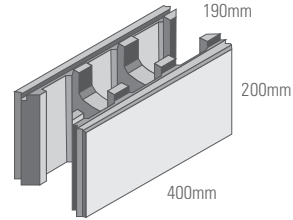


Engineered
Wall

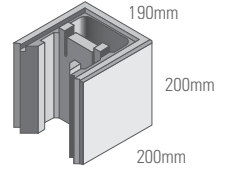


Vertical Walls

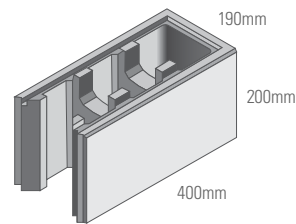
AVAILABLE SIZES



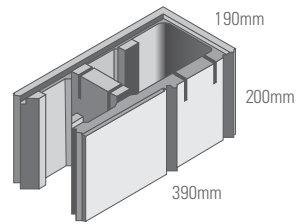
Versaloc® Standard Unit
12.5 units per m²



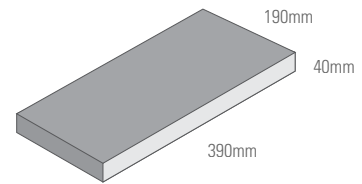
Versaloc® Half End Unit



Versaloc® End Unit



Versaloc® RH Corner Unit
(LH corner also available)



Versaloc® Capping Unit
3.3 units per 1/m

Maximum non reinforced height 600mm+Cap (3 courses)



For more inspirational imagery
scan the QR code or visit
adbrimasonry.com.au



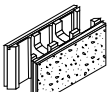
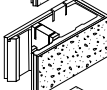

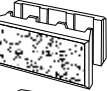




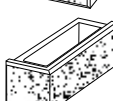

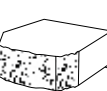








COLOUR OPTIONS

NATURAL

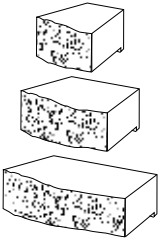
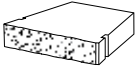





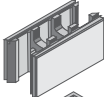
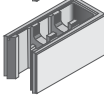

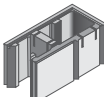
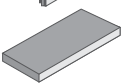


Whilst these swatches provide a good indication of the products colour, you should always sight product samples before use.

RETAINING WALL RANGE

Products	Range	Size (mm) w x h x d	No. per m²	No. per tonne	No. per pallet	Colours
  	Versastone® Standard Unit	400 x 200 x 190	12.5	65.5	90	Charcoal
	Versastone® Corner Unit	390 x 200 x 190	-	65	72 (36L/36R)	
	Versastone® Capping Unit	390 x 40 x 190	2.5 L/m	142	288	
  	Versawall® Standard Unit	400 x 200 x 215	12.5	46.5	60	Charcoal Oatmeal Sunstone
	Versawall® Corner Unit	390 x 200 x 215	-	46.5	60 (30L/30R)	
	Versawall® Cap	300 x 50 x 250	3.3L/m	160	144	
   	Allan Block® Aussie Vertical	435 x 200 x 240	11.5	34	40	Bondi Blend Brushwood Charcoal Oatmeal Sunstone
	Allan Block® Vertical	435 x 200 x 305	11.5	32	40	
	Allan Block® Cornerstone Long Vertical	400 x 200 x 196	-	45	50 (25L/25R)	
	Allan Block® Cap Long	216 x 80 x 310	4.6 L/m	66	120	
	Windsor™ Standard Unit	295 x 130 x 203	26	82	120	Charcoal Fossil Oatmeal Sunstone Terracotta
   	Wallstone® Grande Standard Stacking Unit	300 x 150 x 220	22.2	66	105	Bondi Blend Brushwood Charcoal Oatmeal Sunstone
	Wallstone® Grande Cap	300 x 50 x 250	3.3L/m	106	144	
	Wallstone® Grande Cornerstone (90° External LH Corner)	370 x 150 x 220	-	40	60 (30L/30R)	
	Wallstone® Grande Cornerstone (90° External RH Corner)	370 x 150 x 220	-	40		
   	Wallstone Urban® Standard Unit	300 x 150 x 220	22.22	66.7	105	Basalt Chalk Earth Sand Wheat
	Wallstone Urban® Cap	300 x 50 x 250	3.3 L/m	104	144	
	Wallstone Urban® Corner Unit LH	370 x 150 x 220	-	38.5	60 (30L/30R)	
	Wallstone Urban® Corner Unit RH	370 x 150 x 220	-	38.5		

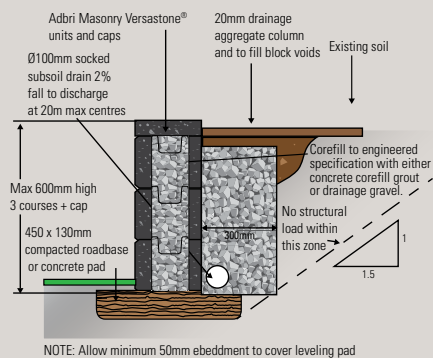
For maximum non reinforced wall heights please refer to cross sections on page 20-21

Products	Type	Size (mm) w x h x d	No. per m ²	No. per tonne	No. per pallet	Colours
	Meadow Stone	150 x 150 x 200	16.6 pairs	43.5 pairs	60 pairs	Blue Mountain Bondi Sand
	(The Meadow Stone 150 and 250 units are sold as a pair)	250 x 150 x 200				
	Note: You will need 8.3 pairs plus 8.3 full units to make 1 square metre of Meadow Stone	400 x 150 x 200	16.6	48	60	
	Meadow Stone Cap	300 x 60 x 200	3.3 L/m	147	168	
	Natural Impressions® Flagstone Block	300 x 100 x 175	33.33	106	144	Bluestone
	Natural Impressions® Flagstone Cap	300 x 50 x 200	3.32 L/m	168	216	
	Miniwall® Unit	H - 125 D - 182 FW - 182 BW - 132	Solid Wall 50 Semi Solid Wall 44	136	252	Bondi Blend Brushwood Charcoal Oatmeal Sunstone
	Minicap® Cap	H - 125 D - 182 FW - 182 BW - 132	Solid Wall 50 Semi Solid Wall 44	137	252	
	Border Stone™	215 x 100 x 140	4.65 L/m	182	240	Charcoal Oatmeal Sunstone Terracotta
	Versaloc®	400 x 200 x 190	12.5	64	72	Natural
	Versaloc® Full End Unit	400 x 200 x 190	-	57	96 (48 of each on a pallet)	
	Versaloc® Half End Unit	200 x 200 x 190	-	111		
	Versaloc® Corner Unit	390 x 200 x 190	-	65	72 (36 of each on a pallet)	
	Versaloc® Capping Unit (50.31)	390 x 40 x 190	-	142.9	216	

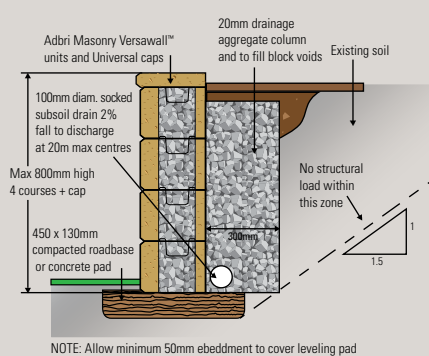
For maximum non reinforced wall heights please refer to cross sections on page 20-21

TYPICAL CROSS SECTIONS

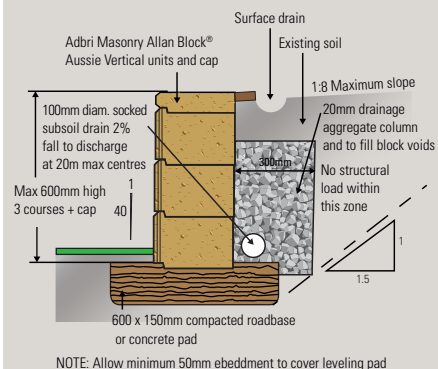
VERSASTONE® CROSS SECTION



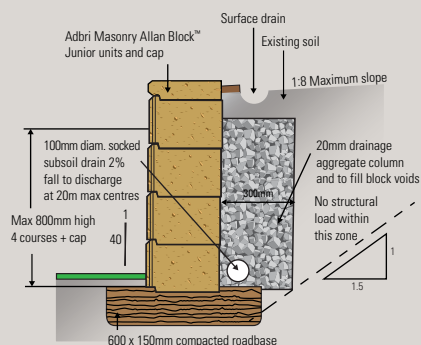
VERSAWALL™ CROSS SECTION



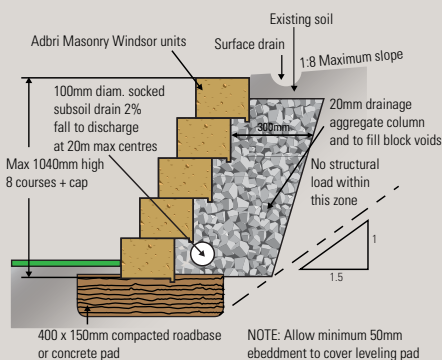
ALLAN BLOCK® AUSSIE VERTICAL CROSS SECTION



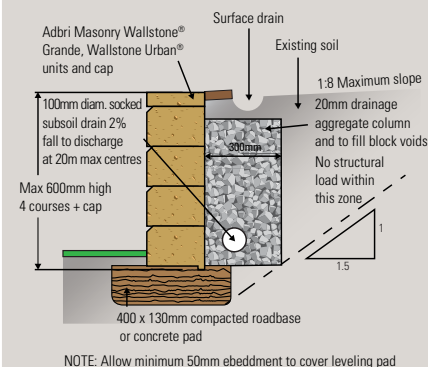
ALLAN BLOCK® VERTICAL CROSS SECTION



WINDSOR™ CROSS SECTION



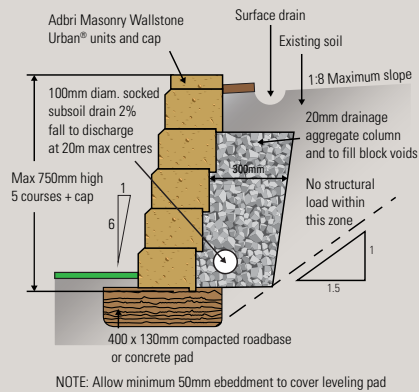
WALLSTONE® GRANDE AND WALLSTONE URBAN® VERTICAL CROSS SECTION



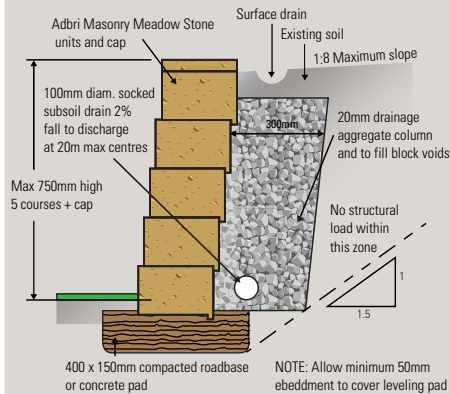
NOTES

- All cross sectional diagrams are not to scale
- All retaining walls are designed to CMAA document .MA53 (Segmental Concrete Gravity Retaining Walls Design and Construction Guide).
- All retaining walls shall comply with AS 4678 Structure Classification A.
- These diagrams are only applicable to retaining walls that incorporate an impermeable surface membrane and drainage system such that there can be no ingress of any water into the soil behind the retaining wall.
- These diagrams are applicable to cuts in situ soils. The diagrams are not applicable to cohesive fill.

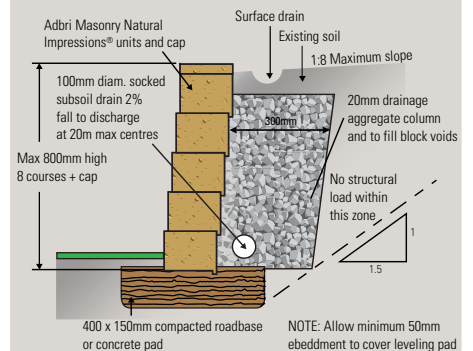
WALLSTONE URBAN® SET BACK CROSS SECTION



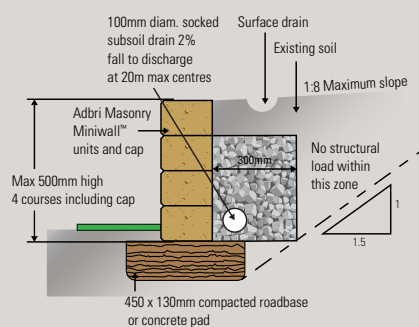
MEADOW STONE CROSS SECTION



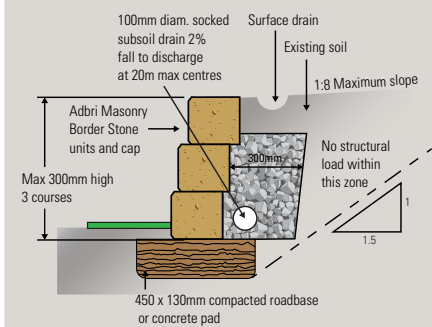
NATURAL IMPRESSIONS® CROSS SECTION



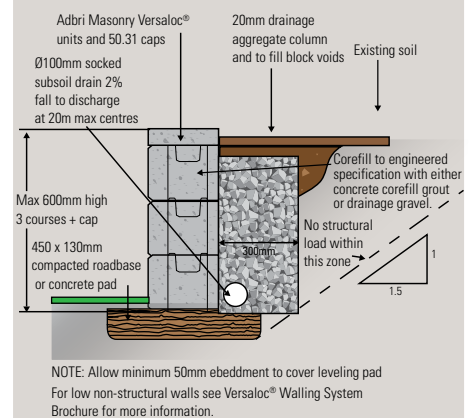
MINI WALL® CROSS SECTION



BORDER STONE™ CROSS SECTION



VERSALOC® VERTICAL CROSS SECTION



NOTES CONT.

- All retaining walls are designed for an imposed surcharge load of 2.5 kPa. If imposed loads greater than 2.5 kPa are expected, these designs will not be appropriate.
- Levelling pad: a levelling pad may consist of compacted material (5% cement stabilised crushed rock) for wall heights up to 800mm. Walls over 800mm high must use 20MPa concrete for the leveling pad.
- This design information is a guide only. For walls exceeding the nominated heights as above, please refer to the Retaining Wall Systems Technical Brochure. Walls exceeding maximum heights shown will need to be designed and certified by a qualified engineer. Please consult your local council to confirm if you require council approval for your proposed retaining wall.

DIY with Adbri

1

CHOOSE PRODUCT



Select a retaining wall product by browsing through this catalogue or scanning the QR code and searching online at adbrimasonry.com.au.

2

CALCULATE QUANTITY



Calculate the amount of retaining wall blocks you require with our easy online calculator. Visit adbrimasonry.com.au or scan the QR code above.




Order 10% more for every retaining wall project to account for cuts.



3 Simple Steps ...

3 BUILD YOUR WALL



STEP BY STEP GUIDES

For a complete step by step set of laying instructions including pdf download visit the brochure download section of our website at

adbrimasonry.com.au/homeowners/brochure-download



DIY VIDEOS

Alternatively learn from the expert Jason Hodges using our project specific DIY videos at

adbrimasonry.com.au/jason-hodges-diy-videos



For DIY videos, hint and tips as well as more inspirational galleries visit adbrimasonry.com.au.

Let's do a project today!





BRICKS | BESSER® BLOCKS | PAVERS | RETAINING WALLS

Free pallet collection service freecall 1800 674 961 or drop pallets back to place of purchase or lodge your pallet pick up online at adbrimasonry.com.au

Pallets remain Adbri Masonry property. Please telephone us for collection of pallets and keep pallets empty and stacked in a safe and accessible area for collection.

We will not accept any returns or claims more than 7 days after delivery or after products have been installed. We will not accept returns unless transport arrangements have been agreed and the products are in 'as received' condition and accessible for collection. We will only accept returns as follows:

- Paving and Retaining Walls - returns accepted only in full pallets stacked in original configuration.
- No returns accepted for any made to order product.

The information in this brochure is to be used only with the specific Adbri Masonry products shown. All images, designs, drawings and other depictions of the installation and/or use of products in this document are examples only, and should not be relied on. To the maximum extent permitted by law, in no circumstances will Adbri Masonry be liable to any party for any direct, indirect, consequential, incidental, special or economic loss, damage or injury (which may include loss of profits, loss or damage to goodwill, direct or indirect loss or damage to equipment or property, loss or damage arising from accident, loss of profits or other commercial losses) suffered or incurred by that party.

Adbri Masonry makes no express warranties or representations regarding the products, designs or information set out in this document, and to the maximum extent permitted by law, excludes all representations, warranties, terms, conditions and guarantees regarding the products and designs and information set out in this document, and any other goods or services supplied or provided by Adbri Masonry to the customer that are implied by law (including the general law) or custom. While Adbri Masonry does not exclude, restrict or modify any guarantees, warranties and conditions implied by applicable laws that cannot lawfully be excluded, restricted or modified, including but not limited to those set out in the Australian Consumer Law, to the maximum extent permitted by law Adbri Masonry's liability to any party for a breach of any such applicable non-excludable terms is limited to, at the option of Adbri Masonry: (a) in the case of goods - replacement of the goods, the supply of equivalent goods, repair of the goods, payment of the cost of replacing the goods or acquiring equivalent goods, or payment of the costs of having the goods repaired; and (b) in the case of services - the supply of the services again or payment of the cost of having the services supplied again.

Contact Us



adbrimasonry.com.au



1300 365 565



enquiries@adbri.com.au

Retaining Wall Landscape Solutions

NSW - July 2015

ABM2040

Adbri Masonry Pty Ltd

ABN: 31 009 687 521

Versastone®, Versawall™, Wallstone®, Wallstone Urban®, Miniwall® and the Adbri Masonry logo are registered trademarks of Adbri Masonry Pty Ltd.

Allan Block® is a registered trademark of Allan Block Corporation used under license.

Windsor and Natural Impressions® are trademarks of Anchor Wall Systems Inc. used with permission.

adbriMASONRY
inspired living